

Under the web-address <https://www.process-informatik.de> are product specific documentations or software-driver/-tools available to download.
If you have questions or suggestions about the product, please don't hesitate to contact us.

Process-Informatik Entwicklungsgesellschaft mbH
Im Gewerbegebiet 1
DE-73116 Wäschenbeuren
+49 (0) 7172-92666-0
info@process-informatik.de
<https://www.process-informatik.de>

Menutree Website:

- + Products / docu / downloads
- + Accessories
 - + Connector plug / equipment
 - + Connection cable MPI - X to CheapConn



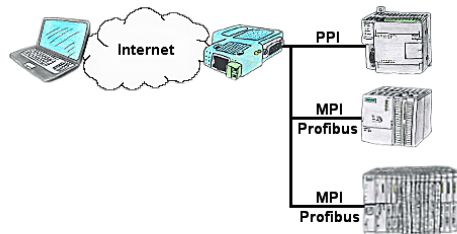
Please make sure to update your drivers before using our products.

PLC coupling (data exchange between PLCs)



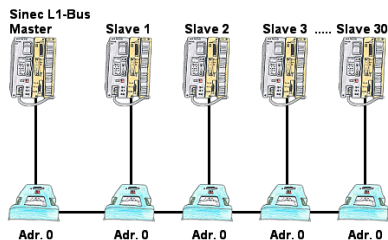
Your pumping stations report the water levels of the central control via telephone network. The central office itself can of course transmit commands/messages to the substations as well. Thereto no dedicated line is required, a "normal" telephone connection is sufficient because the devices hangs up the line after occurred message.

Remote maintenance of your S7-PLC-device via LAN / Internet




You have access to a on-site network and your PLC-device has no LAN-connection? No problem, plug the S7-LAN on the PLC-device and you will have immediate access to the PLC from afar.

Sinec-L1-bus configuration without BT-777-terminal



You have to configure a Sinec-L1-bus, own the master, but there's no BT-777-busterminal to buy? No problem, connect the IBX-Klemme to every S5-PLC that is in the run via the optional IBX-SPS-cable, supply every IBX-Klemme with ext. 24V DC if the PLC is not able to provide it, set-up the address 0 and define the actual L1-bus-address in the PLC. Now your master can communicate with the slave-assemblies.

Remote maintenance with TS-software without original TS-adaptor



You have to reach urgend your PLC via remote maintenance and have no TS-adaptor in your company? No problem, configure with the MPI-Kabelmanager your S7-interface-cable MPI-II-Kabel the mode "TS" for "remote maintenance", connect this cable with the TS-Adapter (article number 9350-TS) with a standard modem and send it all to your client. Now you will be able to start the connection with your TS-software and solve the problem. And this all without buying a original TS-adapter.

S7-PLC over USB

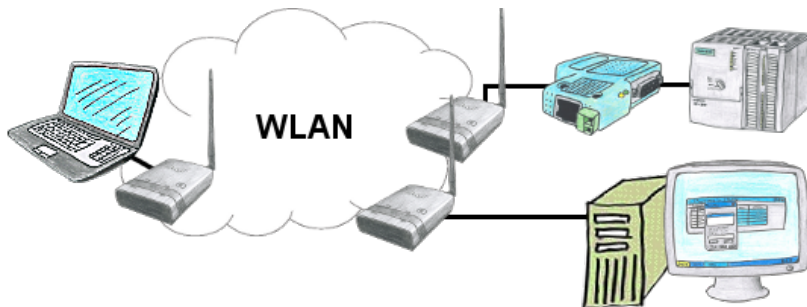


Communication with S7-PLC via USB, just how and with what?

Data-communication with S7-PLC from PC or other devices via USB, which interface is required. Questions you don't have to worry about. With "S7 over USB" you get the right interface-products for PPI, MPI and Profibus.

Which one you use then is up to you.

Operation as bridge



You have two or more clients which should communicate together without LAN-cable-connection? No problem, you connect a "Access-Point" configured ALF to this device and to the other device a "Client" configured ALF. Then connect the "Client" with the "Access-Point" and the device are able to communicate together.