

Under the web-address <https://www.process-informatik.de> are product specific documentations or software-driver/-tools available to download.

If you have questions or suggestions about the product, please don't hesitate to contact us.

Process-Informatik Entwicklungsgesellschaft mbH

Im Gewerbegebiet 1

DE-73116 Wäschenbeuren

+49 (0) 7172-92666-0

[info@process-informatik.de](mailto:info@process-informatik.de)

<https://www.process-informatik.de>

**Menutree Website:**

- + Products / docu / downloads
- + Accessories
- + Adapter for s5-interface
- + Monkey-swing

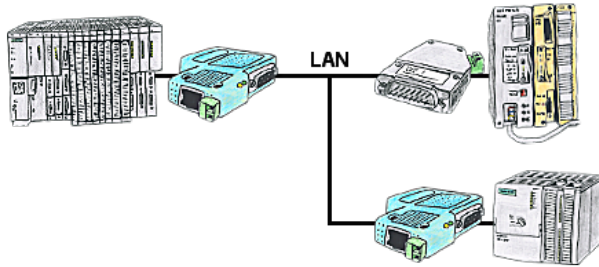


**QR-Code Website:**



Please make sure to update your drivers before using our products.

## PLC coupling (data exchange between PLC-devices)



Your pumping stations report the water levels of the central control via telephone network. The central office itself can of course transmit commands/messages to the substations as well. There to no dedicated line is required, it's sufficient when the stations connect via network (DSL-router).

## WIFI not allowed, what now?

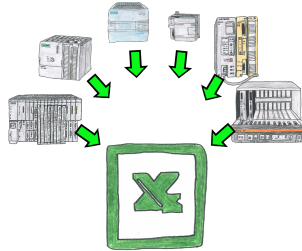


You may not use WIFI in your environment?

Connect the USB-ETHERNET-adapter to the ProfiNet-WATCHDOG's USB-port and create another Ethernet-socket.

Connect your PC directly with LAN-cable to the ProfiNet WATCHDOG.

## Actual data of S5/S7-PLC in Excel-file



Vorlage + aktuelle SPS-Daten => Excel-Datei  
Template + actual PLC-data => Excel-file

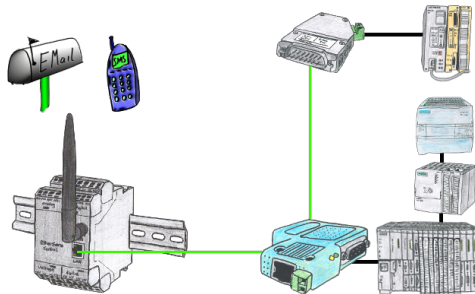
Logging of workflows, recording of operating states, archiving of process data, all of these requirements can be handled with "PLC data in Excel".

You create a template-file in Excel, enter special keywords as placeholders for PLC-data such as flags, timers, counters, I/O and the connection-parameters and save the file as a template for the tool. The tool runs on a Windows compatible PC and polls the defined controller. As soon as the trigger event occurs, the configured PLC-data is read out and entered in the template file instead of the placeholder and saved under a specified file-name in the specified directory.

It is also possible to communicate with controllers without a network-interface via S7-LAN (with S7-200/300/400) or S5-LAN++ (with S5-90U to 155U).

A corresponding Excel-file for each trigger event.

## Message dispatch from the PLC



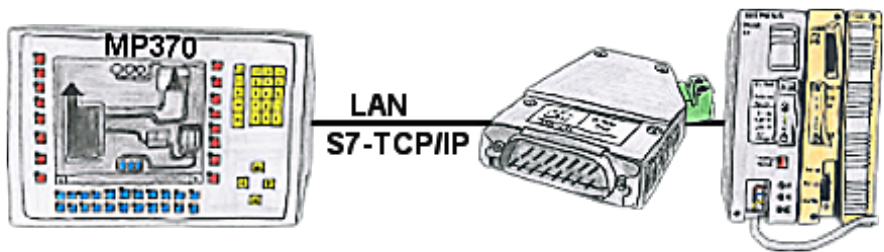
Send directly from your PLC news, statuses, alarms as SMS or email.

## Wireless around the Eaton-PLC



Move wirelessly around the Eaton-PLC and communicate for example ONLINE in the status

## Watching of S5- PLC's with panel for S7-PLC



Your panel only has a LAN-socket as PLC-interface and supports only S7-RFC1006, no problem. Connect this socket with the S5-LAN++ and plug it directly on the PD-interface of the PLC. The S5-LAN++ performs adverse your panel as a S7-PLC although you receive the data from the S5-PLC. Then access to the variables and data of the S5-PLC is already available.