

Under the web-address <https://www.process-informatik.de> are product specific documentations or software-driver/-tools available to download.

If you have questions or suggestions about the product, please don't hesitate to contact us.

Process-Informatik Entwicklungsgesellschaft mbH

Im Gewerbegebiet 1

DE-73116 Wäschenbeuren

+49 (0) 7172-92666-0

info@process-informatik.de

<https://www.process-informatik.de>

Menutree Website:

+ Products / docu / downloads

+ Accessories

+ Adapter for s5-interface

+ V24-adapter

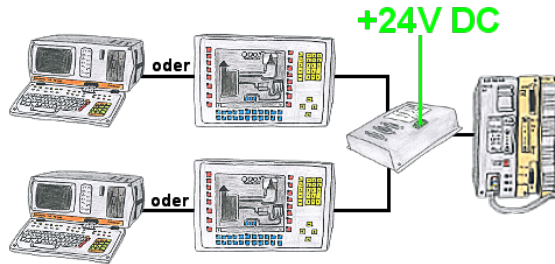


QR-Code Website:



Please make sure to update your drivers before using our products.


PD-interface of the S5-PLC already occupied



Your PD-interface of the S5-PLC is already occupied with a panel and you should accomplish program modifications without removing the panel? No problem, connect the Multiplexer one-time to the PLC and then connect the panel and also your PC to the Multiplexer. Now you can work parallel with the PLC without the need of affecting the operation of the panel. You can even work with 2 programming devices simultaneously, 2x open the same block, only changes which are stored at last will be finally stored in the PLC. Also ideal for trainings purposes if PLC's with IO's are scare goods.

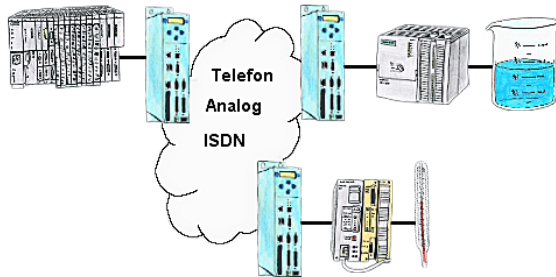
The 24V-version is ideal for control-cabinet-installation due to the smaller footprint. A universal multiplexer no matter what you connect at the two PG-sockets, both participants communicate parallel with the control.

Protection for data-dump and modification



You want to protect your system against unauthorized access and changes? No problem, with the S7-firewall you secure your system against unauthorized access and thus prevent deduction or alteration of your system and process data.

PLC coupling (data exchange between PLCs)



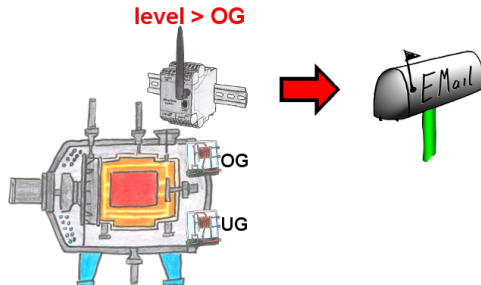
Your pumping stations report the water levels of the central control via telephone network. The central office itself can of course transmit commands/messages to the substations as well. There to no dedicated line is required, a "normal" telephone connection is sufficient because the devices cut the line after occurred message.

Wireless around the machine with LAN-port



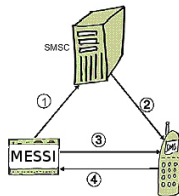
Move wirelessly around the machine with LAN-port and communicate for example ONLINE in the status

E-Mail notification



Do you monitor processes and upon reaching a predetermined upper/lower limit, you need a message? Then activate in the device the limit-value-monitoring and you get this message. Furthermore, the device also sends its state and you are always up to date.

Message via SMS (SMSC)



1. Senden einer SMS
2. Weiterleiten auf Handy
3. Aktiver "Weckruf" und Aufforderung zur Quittierung
4. Quittierung

A SMS to a mobile phone is basically send by SMSC. Within the GSM-network it takes place via on-net SMSC. Thereby it's unimportant in which mobile network the receiver is. The message is activated by:

- digital contacts (relays, motion detector...)
- serial interface (PLC, PC, Microcontroller ...) bitserial (PLC)

The detection system transmits the SMS to the mobile network operator. The mobile network operator provides the SMS to the mobile phone. Optionally the detection system dials the mobile phone to wake up" the receiver or to initiate the confirmation handling.