

Under the web-address <https://www.process-informatik.de> are product specific documentations or software-driver/-tools available to download.
If you have questions or suggestions about the product, please don't hesitate to contact us.

Process-Informatik Entwicklungsgesellschaft mbH
Im Gewerbegebiet 1
DE-73116 Wäschenbeuren
+49 (0) 7172-92666-0
info@process-informatik.de
<https://www.process-informatik.de>

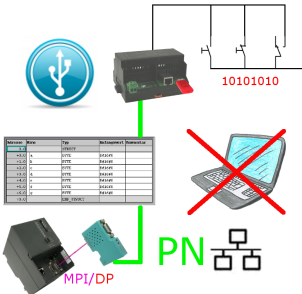
Menutree Website:

- + Products / docu / downloads
- + Hardware
 - + PD-interface-multiplexer
 - + PG-MUX-II family
 - + PG-MUX-II for Siemens (only 24V-device)



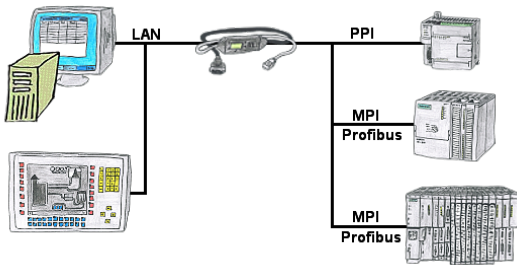
Please make sure to update your drivers before using our products.

Data backup S7-PLC over MPI/Profibus on USB-stick via dig. IO



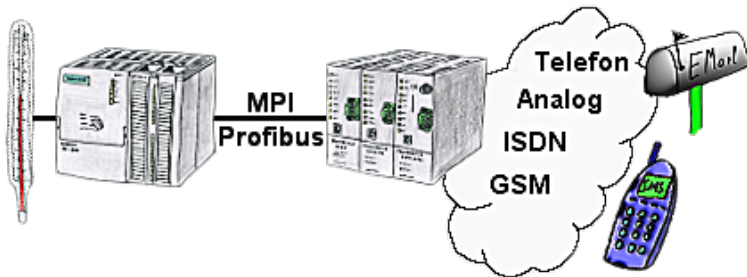
Via digital input triggered DB-backup/-restore without additional PC via MPI/Profibus to USB-stick

Watching of S7-PLC-devices via LAN without Ethernet-CP
--




Your panel only has a LAN-socket as PLC-interface? No problem, connect this socket with the S7-LAN or the MPI-LAN-cable and plug it directly on the PPI/MPI/Profibus of the PLC. Then access to the variables and data of the PLC is already available.

Failure report transmission released by the PLC



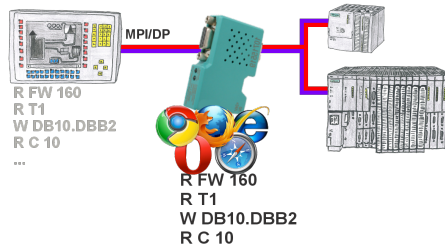
Your outstation reports the current value cyclically, or in case of malfunction the status via FAX, as SMS to your mobile phone, to your pager or also via e-mail.

Remote-maintenance Beckhoff-PLC with firewall



Remote-maintenance of a Beckhoff-controller with network-connection via secure VPN-tunnel and scalable firewall

Analyzing of write-/read-accesses to the PLC

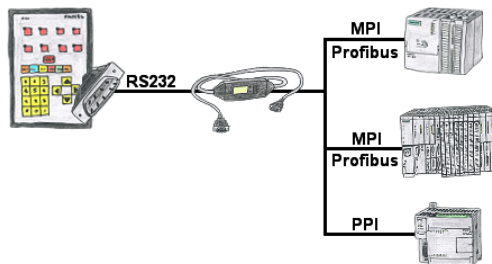


Panel of S7 SPS, no backup of the project or the projecting-data itself?

Put the MPI/DP-bus-communication-analyzer on the bus of the respective control, set the bus-address of the control via the web-interface and start the recording. After stop visible list in the web-interface of all read or written data-areas I/O/F/T/C/DW of the control.

Filter functions for source-address as well as source- and target-SAP.

Visualisation of your S7-PLC via COM-Port



Your panel provides a serial port and no MPI/Profibus for connecting a S7-PLC. Connect the MPI-II-cable with it and you're Online with your panel.