

Under the web-address <https://www.process-informatik.de> are product specific documentations or software-driver/-tools available to download.

If you have questions or suggestions about the product, please don't hesitate to contact us.

Process-Informatik Entwicklungsgesellschaft mbH

Im Gewerbegebiet 1

DE-73116 Wäschenbeuren

+49 (0) 7172-92666-0

info@process-informatik.de

<https://www.process-informatik.de>

Menutree Website:

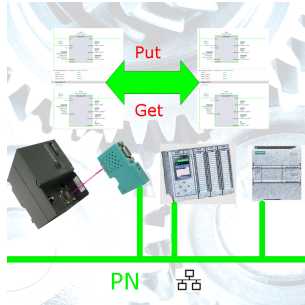
- + Products / docu / downloads
- + Accessories
- + Antennas / Accessories
- + Sector antenna for ALF

QR-Code Website:



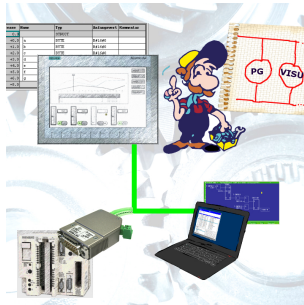
Please make sure to update your drivers before using our products.

S7-1200/1500 to S7-300/400 (MPI/DP)



Coupling S7-controller with PN-port at S7-controller with MPI/Profibus via network

Profinet-panel directly on S5-PLC



Replace defective panels in your "old" S5-systems with current and available S7-panels

To do this, simply insert a placeholder PLC (e.g. 315-2-PN / DP) in the WinCC-project, the IP-address of the PLC corresponds to the IP-address of the S5-LAN++-module. You can then visualize the data as usual.

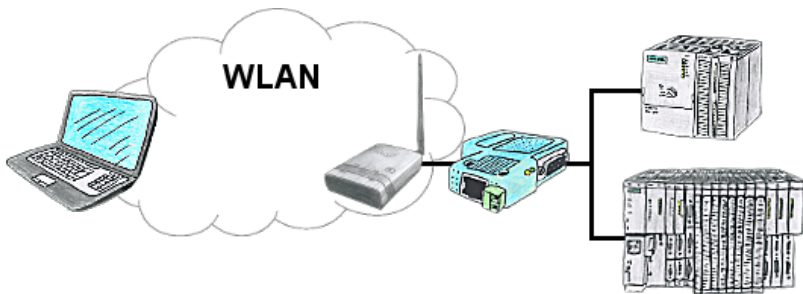
At the same time, the PLC can also be programmed/monitored via the network.

Wireless around the Schneider-PLC



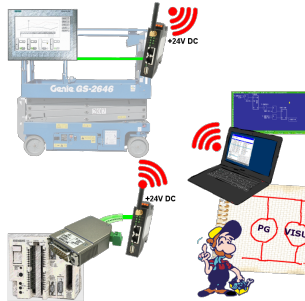
Move wirelessly around the Schneider-PLC and communicate for example ONLINE in the status

Operation as an access point



You are on site your plant and should move round the machine and simultaneously control or monitor. No problem, you parametrize ALF as an access-point and connect your S7-LAN or other network-client to him, connect your PC with him and you are online on the PLC.

Current S7 panels via WLAN to the S5 controller




Connect each S7-TCP-IP panel to your S5.

Now also available via WLAN for mobile workstations.

PARALLEL several panels and even simultaneous PG connections possible.

Include hard-to-reach places in your ERP system.

DHCP-server/client



You need a DHCP server on your network. Activate this functionality in your EtherSens-device and you have immediately a server in the network. Consistently, the EtherSens-device also can act as DHCP-slave.