

## Handling-Shortinstruction for USB-Powerkabel V1.1



With the USB-power-cable you generate from the USB-voltage +5V the in the automation-technology customary 24V DC.

### **Attention:**

Please note that the maximum power output of 3W requires a power on the USB-side of at least 600mA. Any commercial PC has a maximum standard output of 500mA. At ports that are duplicated through a hub there is often delivered only 100mA!

Not that you burd the USB-port with excessive current draw of the PC such that it is defective.

For damage caused by improper use, we assume no adhesion.

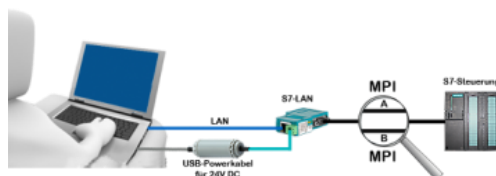
The cable has the following pinout:

Red wire-termination: +24V DC

Blue wire-termination: 0V (GND)

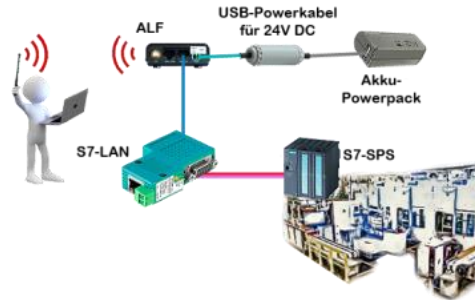
You can use the cable as follows:

### 1. Accessing bus systems without 24V



You are on site at your plant, right in the field and have no 24V DC to power your S7-LAN-module? Plug the USB-powercable into a free USB-port on your PC, connect it to the S7-LAN-module and you will be immediatly Online on the connected bus.

## 2. Operation with power-pack



You want to move your mobile plant and need for the Acces-Point ALF a 24V DC supply. Through the USB-powercable and a USB-power-battery you have mastered the problem with little effort.

## 3. Complete supply from the PC



You are on site at your plant, right in the field and have no electrical outlet in order to realize your internet-access by Toni. Plug the USB-powercable into a free USB-port on your PC, connect it to the Toni and you will have immediate access to the internet.

More information about our products you can find [here](#)

Under the web-address <https://www.process-informatik.de> are product specific documentations or software-driver/-tools available to download.  
If you have questions or suggestions about the product, please don't hesitate to contact us.

Process-Informatik Entwicklungsgesellschaft mbH

Im Gewerbegebiet 1

DE-73116 Wäschenbeuren

+49 (0) 7172-92666-0

[info@process-informatik.de](mailto:info@process-informatik.de)

<https://www.process-informatik.de>

Copyright by PI 2014 - 2024

**Menutree Website:**

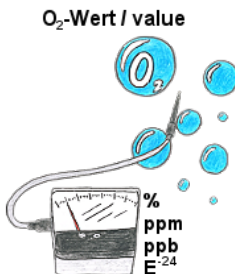
- + Products / docu / downloads
- + Accessories
  - + Connector / Power supply
  - + USB-powercable for 24V DC

**QR-Code Website:**



Please make sure to update your drivers before using our products.

## Oxygen analysis in industrial gases

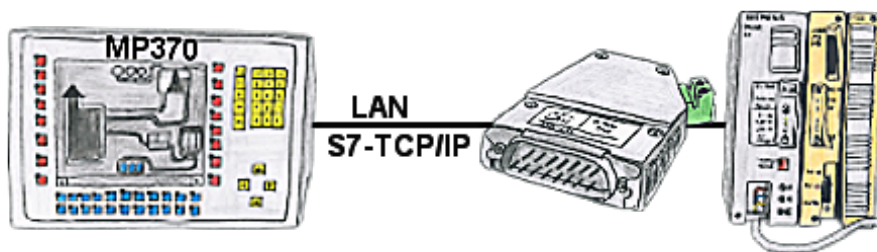


Continuous measurement and display of the oxygen-content without an operating-function on the measuring-device or measuring-range-switching?

OSC-II-devices are the solution, they show the O<sub>2</sub>-value from % down to E -24 without any action on the part of the operator. The measuring range will be automatically switched between the various measuring-ranges, the optimal measuring-range is always displayed and used. You can also parameterize integrated relay-outputs and thereby use trigger-actions depending on the detected oxygen-concentration. The device is available in different versions:

19"-mounting, case-device and table-top-device. Also available as a wall-mounted-device on request.

## Watching of S5- PLC's with panel for S7-PLC



Your panel only has a LAN-socket as PLC-interface and supports only S7-RFC1006, no problem. Connect this socket with the S5-LAN++ and plug it directly on the PD-interface of the PLC. The S5-LAN++ performs adverse your panel as a S7-PLC although you receive the data from the S5-PLC. Then access to the variables and data of the S5-PLC is already available.