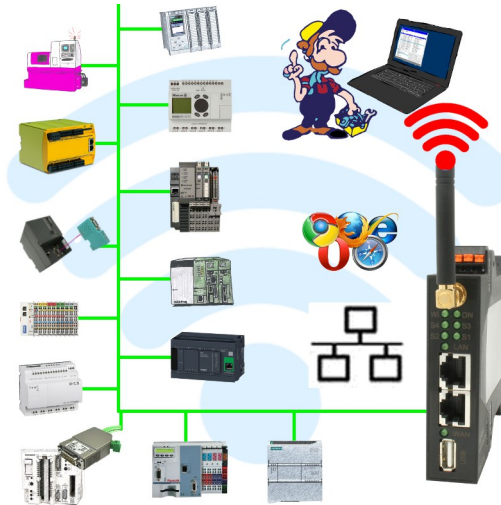


# Handling short instructions for Wireless around the controller



## Commissioning of ALF-UA

ALF-UA creates a WIFI network with the SSID "ALF-UA" and automatically assigns an IP-address via DHCP for the WIFI-participants who connect to the device.

Connect laptop/notebook to this WIFI-network, the respective PC is assigned an IP-address from the subnet 192.168.2.xxx.

If you need a different subnet for the connected controller, you can change the subnet after connecting the PC and ALF-UA:

- Connect PC to ALF-UA via WIFI
- Open the ALF-UA-website with a browser and IP address 192.168.2.1
- User name:           admin  
Password:           admin
- Menu „network“ => „AP router“ => „LAN“ => „router IP“ enter the desired subnet  
The changes are accepted by clicking on the diskette symbol
- After a restart, the device is available with the new parameters
- Rebuild the WIFI-connection of PC and ALF-UA

Connect the respective control/machine to the LAN port of the ALF-UA with a patch cable. Now that the PC and ALF-UA have been connected, the machine can be reached "wirelessly" and you can communicate.

Under the web-address <https://www.process-informatik.de> are product specific documentations or software-driver/-tools available to download.  
If you have questions or suggestions about the product, please don't hesitate to contact us.

Process-Informatik Entwicklungsgesellschaft mbH

Im Gewerbegebiet 1

DE-73116 Wäschenbeuren

+49 (0) 7172-92666-0

[info@process-informatik.de](mailto:info@process-informatik.de)

<https://www.process-informatik.de>

Copyright by PI 2019 - 2024

**Menutree Website:**

- + Products / docu / downloads
- + Wireless around the S7-PLC




**QR-Code Website:**



Please make sure to update your drivers before using our products.

## Failure report transmission released by the PLC



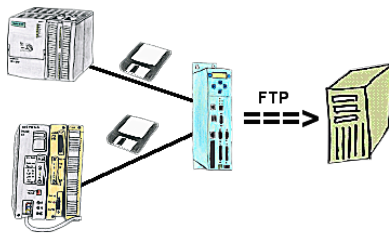
Your outstation reports the current value cyclically, or in case of malfunction the status via FAX, as SMS to your mobile phone, to your pager or also via e-mail.

## Sending ASCII-data to a PC



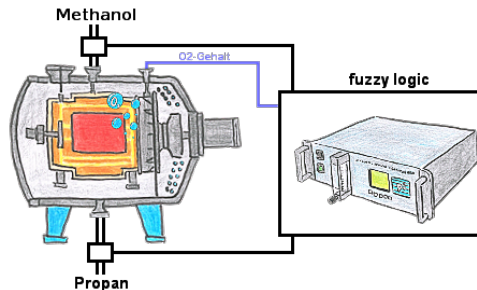
Your car park or control sends the configuration / capacity utilisation to a PC with a modem, so that the data can be used for further processing.

## Data logger with FTP-interface



You need a data logger which tape-records the specified data of the PLC and you can collect the data via FTP on demand. No problem, TP-II with the option Datalogger is the solution for you.

## Fuzzy controller with the OSC-II



Through 3 free configurable limits (of each kind) you wont be able to realice a fuzzy-controller of your heat treatment furnace.