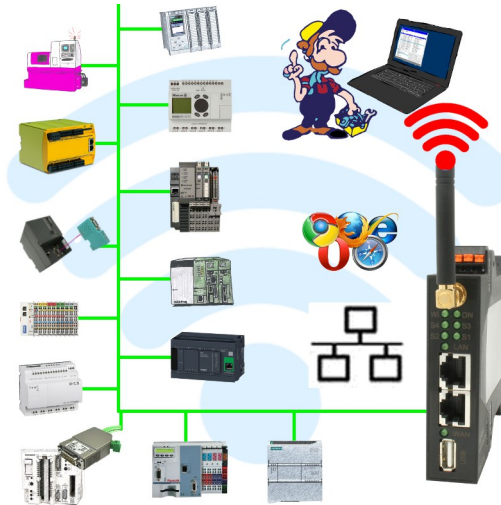


Handling short instructions for Wireless around the controller



Commissioning of ALF-UA

ALF-UA creates a WIFI network with the SSID "ALF-UA" and automatically assigns an IP-address via DHCP for the WIFI-participants who connect to the device.

Connect laptop/notebook to this WIFI-network, the respective PC is assigned an IP-address from the subnet 192.168.2.xxx.

If you need a different subnet for the connected controller, you can change the subnet after connecting the PC and ALF-UA:

- Connect PC to ALF-UA via WIFI
- Open the ALF-UA-website with a browser and IP address 192.168.2.1
- User name: admin
 Password: admin
- Menu „network“ => „AP router“ => „LAN“ => „router IP“ enter the desired subnet
 The changes are accepted by clicking on the diskette symbol
- After a restart, the device is available with the new parameters
- Rebuild the WIFI-connection of PC and ALF-UA

Connect the respective control/machine to the LAN port of the ALF-UA with a patch cable. Now that the PC and ALF-UA have been connected, the machine can be reached "wirelessly" and you can communicate.

Under the web-address <https://www.process-informatik.de> are product specific documentations or software-driver/-tools available to download.
If you have questions or suggestions about the product, please don't hesitate to contact us.

Process-Informatik Entwicklungsgesellschaft mbH

Im Gewerbegebiet 1

DE-73116 Wäschenbeuren

+49 (0) 7172-92666-0

info@process-informatik.de

<https://www.process-informatik.de>

Copyright by PI 2019 - 2024

Menutree Website:

+ Products / docu / downloads

+ Wireless around a machine with LAN-port

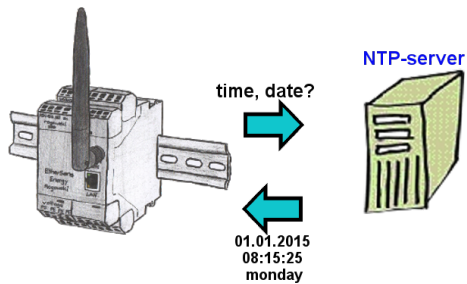


QR-Code Website:



Please make sure to update your drivers before using our products.

Standardised time



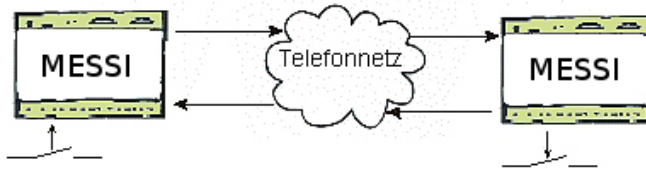
Should all EtherSens devices record time-synchronized in your equipment? By coupling with an NTP-time-server, all devices pick up the current time and adjust this.

Remote-maintenance Siemens-S7-PLC with MPI/Profibus with firewall



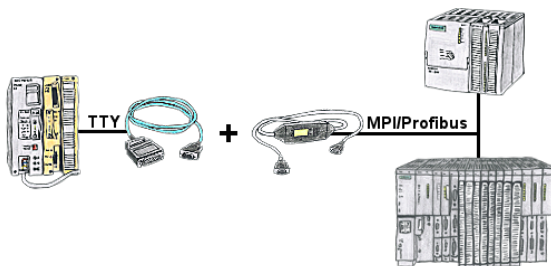
Remote-maintenance of a Siemens-S7-controller with S7-LAN on MPI/Profibus via secure VPN-tunnel and scalable firewall

Remote switching with MESSI to MESSI



The MESSI will be called by conventional Telephone or by mobile-phone. With a direct voice message and DTMF-tone dialling the corresponding output will be set-up. If a switching operation has come off a speech output will confirm it.

Coupling of S5-PLC with S7-PLC via PD-interfaces



S5 in the machine-park, conversion to S7 not profitable, central-control still requires production-data, who does not know this problem.

With "S5anMPI" you connect the S5-PLC with a standard interface-cable with the MPI/PROFIBUS of a S7-PLC. Loading handling-blocks in both PLCs, communication integrated and "S5anMPI" exchanges DB-content on request of the respective PLC. Configuration in the "S5anMPI" which PLC is active, also both PLCs active is possible.

Data-exchange without much effort and the S5-PLC continues in the S7-combination as usual and does not have to be replaced.