

Step5/7-Programming system PG-2000

Installation note:

Load your license file using the link given in your personal license email. The password for extraction can also be found in this email. Then copy this file into the folder of the installed PG-2000 software (demo version). After restarting the software, your license is active.

Under the web-address <https://www.process-informatik.de> are product specific documentations or software-driver/-tools available to download. If you have questions or suggestions about the product, please don't hesitate to contact us.

Process-Informatik Entwicklungsgesellschaft mbH
Im Gewerbegebiet 1
DE-73116 Wäschenbeuren
+49 (0) 7172-92666-0
info@process-informatik.de
<https://www.process-informatik.de>

Menutree Website:

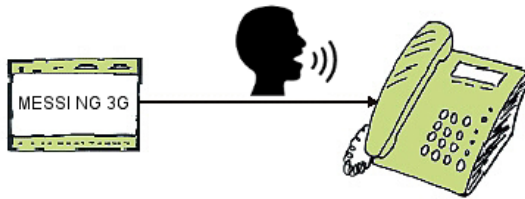
+ Products / docu / downloads
+ PG2000 teleservice option

QR-Code Website:



Please make sure to update your drivers before using our products.

Direct Voice-speech-output with MESSI NG 3G




Transmission of fault messages as a voice message to several participants

MESSI NG 3G can send stored-voice-messages to specific recipients depending on the defined input and signal status. To do this, the specified phone-numbers are called according to the phone-number-plan and then the digitized voice-message is transmitted.

Depending on whether the message has been acknowledged or not, the next participant in the numbering-plan will be informed.

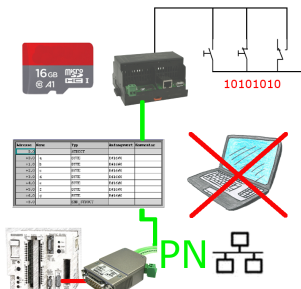
Let yourself for example, giving water-levels over the phone, MESSI NG 3G will do this for you.

Documentation of oxygen concentration




The integratet current output issues the actual concentration in the range of 0/4 - 20mA via free definable limits.

Data backup S5-PLC on SD-card via dig. IO




Via digital input triggered DB-backup/-restore without additional PC via PG-socket and Ethernet to SD-card

Profinet life cycle monitoring and alarming



Identify impending failures in your Profinet.
Creeping aging will be displayed to you very detailed.
The Profinet-Watchdog give you the change to react before something happens.

Coupling of S5-PLC with S7-PLC via PD-interfaces

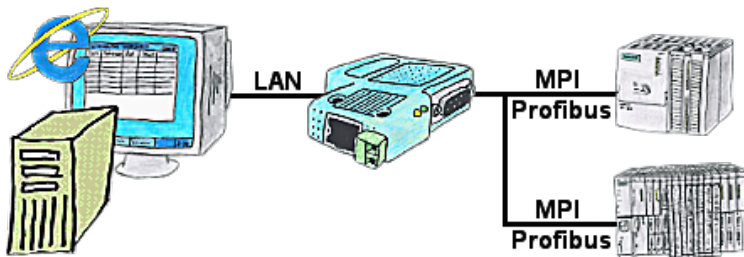


S5 in the machine-park, conversion to S7 not profitable, central-control still requires production-data, who does not know this problem.

With "S5anMPI" you connect the S5-PLC with a standard interface-cable with the MPI/PROFIBUS of a S7-PLC. Loading handling-blocks in both PLCs, communication integrated and "S5anMPI" exchanges DB-content on request of the respective PLC. Configuration in the "S5anMPI" which PLC is active, also both PLCs active is possible.

Data-exchange without much effort and the S5-PLC continues in the S7-combination as usual and does not have to be replaced.

Variable-chart without Step7-programming package



You would like to give your customer the opportunity to read current numbers of the manufacturing Online, without installing a visualisation or even the STEP7-package? Then a S7-LAN with the option Status Variable" is needed, and your customer can take a look at these password protected data on a site of the integrated webservice.