

Step5/7-Programming system PG-2000

Installation note:

Load your license file using the link given in your personal license email.
The password for extraction can also be found in this email. Then copy this file into the folder of the installed PG-2000 software (demo version).
After restarting the software, your license is active.

Under the web-address <https://www.process-informatik.de> are product specific documentations or software-driver/-tools available to download.
If you have questions or suggestions about the product, please don't hesitate to contact us.

Process-Informatik Entwicklungsgesellschaft mbH
Im Gewerbegebiet 1
DE-73116 Wäschenbeuren
+49 (0) 7172-92666-0
info@process-informatik.de
<https://www.process-informatik.de>

Menutree Website:

+ Products / docu / downloads
+ PG-2000 H1-option

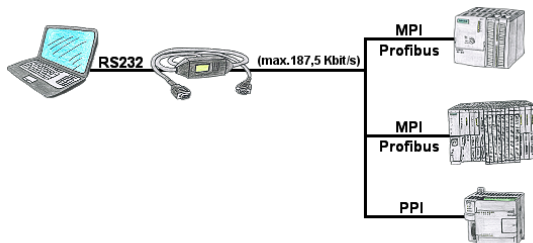
QR-Code Website:



Datenname:	F:\SP5.55\@@@@GAP.INI	
Plattform:	PC -> WinWare -> H1 -> SS	
PG-CP-H1:	CP-Adresse:	00.00.08.01.0115
CP-H1:	Passwort:	
ENDP:		

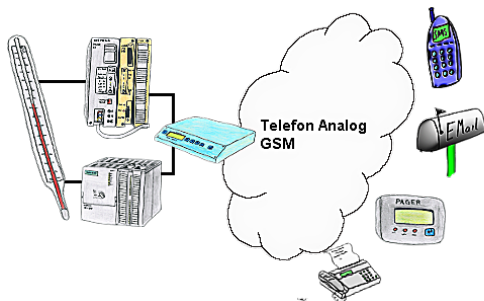
Please make sure to update your drivers before using our products.

Serial programming of the S7- PLC



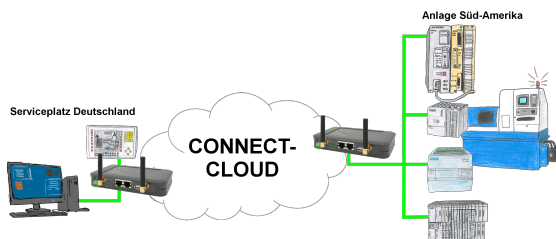
With the MPI/PPI-cable you have the ability to access a connected SPC-PLC S7-200 (PPI 9600 Baud and 19200 Baud) as well as S7-300/400 (MPI/Profibus 9600 Baud up to 187500 Baud) via PC serial with up to 115200 Baud for reading respectively writing of data.

Failure report transmission released by the PLC



Your outstation reports the current value cyclically, or in case of malfunction the status via FAX, to your mobile phone as SMS or to your pager.

Worldwide remote-access thanks to our own cloud




Worldwide remote-maintenance without additional costs thanks to our own cloud

Your devices connect to your own cloud, no matter where they are in the world. Only your devices are in your own private cloud, no one else has access to the cloud. In addition, you can provide each device with its own connection-password, so that the individual systems are protected despite the private cloud.

No registration on any portals, no hidden additional costs, your devices in your own cloud are always accessible.

This is how remote maintenance/remote access is fun.

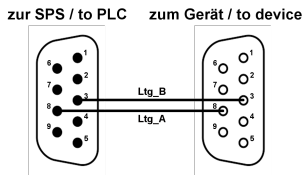
Insensible communication with the S5-PLC



Safe communication with the S5-PLC in an environment of radiant-converters and motor-controls. Electrostatic-charging is also a KO-criterion for operation of interface-cable, a discharge and the interface-product is damaged or even defective.

PG-UNI-II is prepared for this, with its full-metal-cast-housing and ESD-proof components it offers the best protection against such influences. The shielding of the cable connected to the metal-housing is the solution. Of course, the cable can be extended to a TTY-distance of up to 300m, using of adapter for PG-UNI-cables is also possible.

Protection of the bus interface



Participants on "unknown" bus-connection, threatening danger of damage

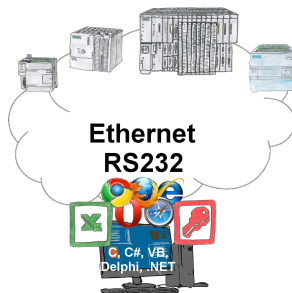
Programming-adapters or other bus participants to attach a 9-pin bus-connection, who has not a queasy feeling that damages can arise.

Who owns the assemblies "VIPA 21x-2bm0x and 208-1dp0x" from VIPA knows the problem. Quickly, a voltage-conducting pin is pulled against GND => The short circuit is existing.

Simply save only the plug-contacts of the bus-connection from wear due to permanent plugging and removal of participants. For this purpose, the bus-coupler plug can be used.

A small component with great effect.

Communication-driver for S7-PLC



S7-PLCs and you need data in your PC or production planning system?

The S7-communication-drivers connect the office-world with the control-world. Be it classic with a serial-port of the PC up to communication over the network. Thanks to additional adapters (such as S7-LAN), controllers without a LAN connection can be connected to the network. Nothing stands in the way of communication with an IP-address. On your PC for Windows as a DLL-file, for Linux as an object, you have tools where you can access the data of the controls by calling up functions such as "ReadBlock" or "WriteFlag". Tie for e.g. the DLL into your project and your application already has PLC-access or simply access the data with Excel and process it in Excel.